



SCOTT FREEMAN  
 208-377-2150  
 6363 Emerald Ste 101  
 Boise, ID 83704-0000

**Exam Information**

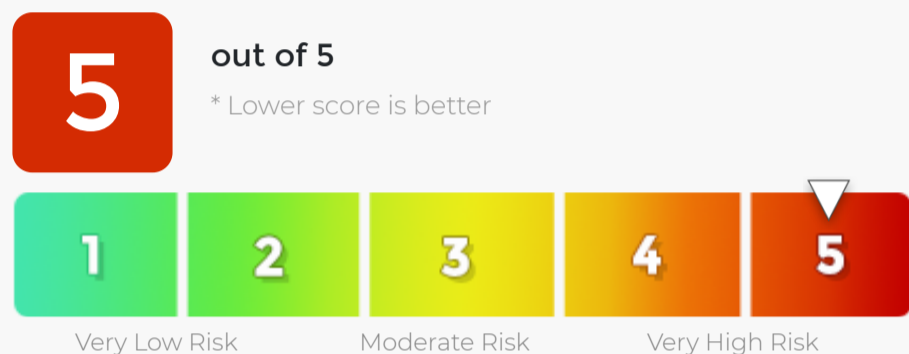
**Prepared For:** Kitty Cat  
**Prepared By:** Taleah, RDH  
**Exam Date:** 08/20/2019  
**Submitted To:** No Insurer Selected ⓘ 08/20/2019 11:10 AM

# Oral Disease and You

There are three major oral diseases:

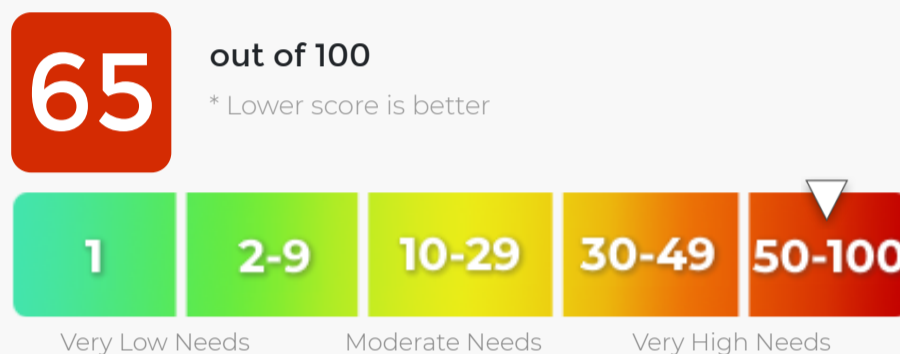
- Tooth decay
- Gum disease
- Oral cancer

## Tooth Decay Risk Score



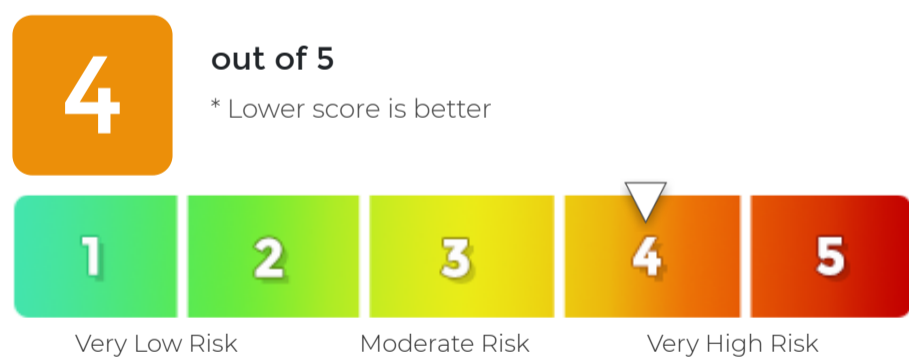
The tooth decay risk score describes the likelihood that without appropriate home and professional care, the health of your teeth may worsen resulting in tooth decay or breakdown of existing restorations.

## Restorative Needs Score



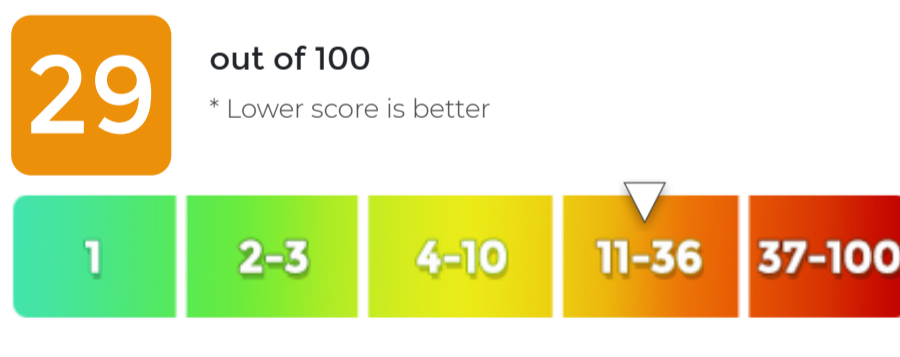
Your score indicates that you have a significant amount of active tooth decay or a number of existing restorations that may be failing. Your dental professional can advise you on the best strategy to correct this situation.

## Gum Disease Risk Score



The gum disease risk score describes the likelihood that without appropriate home and professional care, the health of your gums may worsen resulting in infection and inflammation of your gums and the possible loss of teeth.

## Gum Disease Score



Your score indicates you have moderate bone loss and/or gum tissue damage typically associated with moderate periodontitis. This damage may be the result of current active disease or the results of damage you experienced in the past. Your likely treatment and on-going maintenance needs are significant.

## Gum Health Stability Score

**0**

out of 100

\* Higher score is better



The gum health stability score informs whether or not your gum health is stable (unchanged [stable] or worsened condition). The first gum health assessment always results in a score of zero (0). As your gum health is assessed over time, the score will increase by 10 points for every year of gum health stability, reaching a maximum of a score of 100 indicating 10 years of stability. If your gum health worsens, the score will return to a score of zero (0).

## Oral Cancer Risk Score

**2**

out of 5

\* Lower score is better



The oral cancer risk score describes the probability of developing mouth cancer as a result of your individual risk factors. These can include inherited factors as well as lifestyle factors.

## What Can I Do?



### Your participation is very important.

The most common behaviors that influence health and treatment success are oral hygiene, nutrition, and smoking. You may receive advice, including resources for you to change to health-promoting behaviors.



### Visit the Dentist more frequently.

Regular visits to the dentist to detect disease in the early stages can prevent more complex and expensive treatment. Better still are regular visits for preventative care targeted to your risk factors.



### When to seek help

If you notice a red or white patch, ulcer, lump, or pain in your mouth that lasts longer than three weeks, it is a good idea to point this out as soon as possible to your dental professional. Don't put this off. The longer you wait the more complex and expensive the treatment can become, and if the problem is cancer, the worse your outcome may be.

Your Clinical Access Code: FFHMGABH4X

## Additional Resources

There are many public resources available if you have questions about oral cancer, quitting tobacco, or limiting your alcohol consumption. Here are just a few:

### Smoke Free Living

[smokefree.gov](http://smokefree.gov)

### Oral Cancer Foundation

[www.oralcancerfoundation.org](http://www.oralcancerfoundation.org)

### National Cancer Institute

[www.cancer.gov/cancertopics/types/oral](http://www.cancer.gov/cancertopics/types/oral)

### American Cancer Society

[www.cancer.org/cancer/oral-cavity-and-oropharyngeal-cancer.html](http://www.cancer.org/cancer/oral-cavity-and-oropharyngeal-cancer.html)